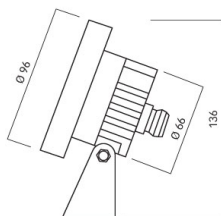




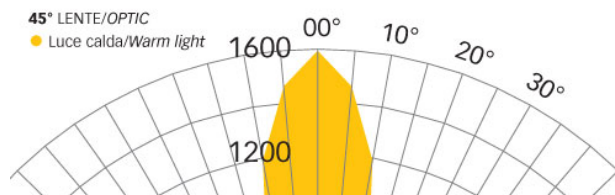
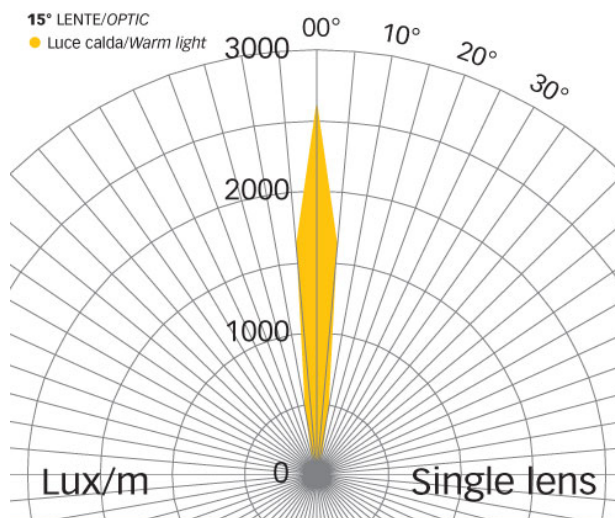
Proiettore orientabile da esterno, corpo in acciaio AISI304, dissipatore in alluminio per ottimizzare il raffreddamento dei LED di potenza. Per il modello ZP011 è disponibile anche in RGB.

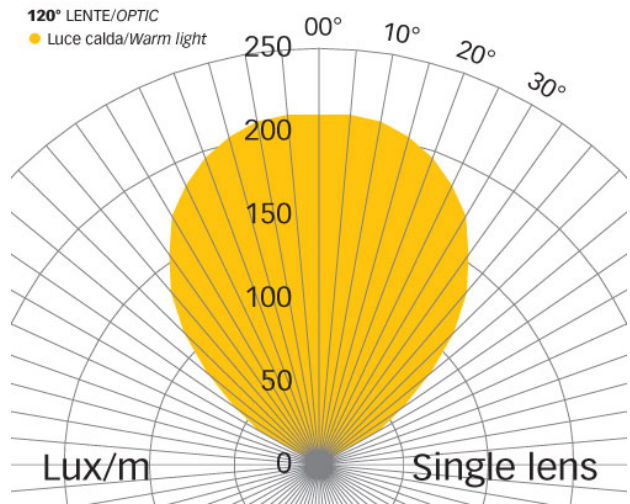
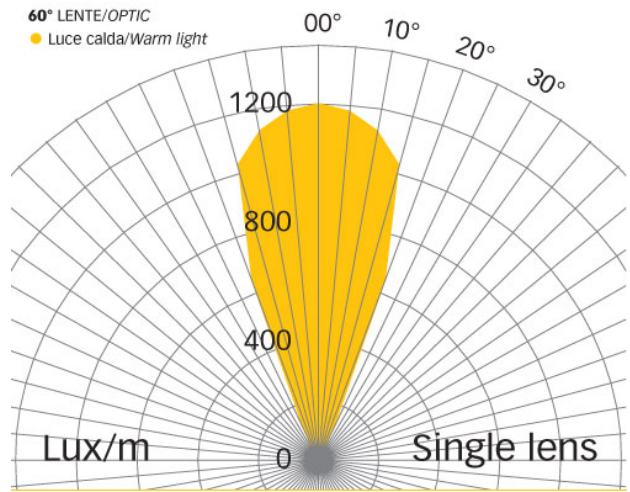
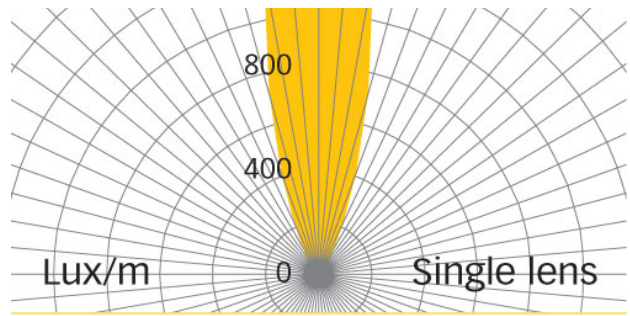


Disegno tecnico



Fotometria





Modelli

Cod.	Finitura	Aliment. input	Nr. Led	Colore luce	Gradi lente	Lumen Max	Potenza Max
ZP011CUSTOM		24Vdc	3	C	8°		9W
ZP011I243C00	Inox	12/24Vdc	3	C	120°	840lm	9W
ZP011I243C15	Inox	12/24Vdc	3	C	15°	840lm	9W
ZP011I243C45	Inox	12/24Vdc	3	C	45°	840lm	9W
ZP011I243C60	Inox	12/24Vdc	3	C	60°	840lm	9W
ZP011I243F00	Inox	12/24Vdc	3	F	120°	840lm	9W
ZP011I243F15	Inox	12/24Vdc	3	F	15°	840lm	9W

ZP011I243F45	Inox	12/24Vdc	3	F	45°	840lm	9W
ZP011I243F60	Inox	12/24Vdc	3	F	60°	840lm	9W
ZP011I243N00	Inox	12/24Vdc	3	N	120°	840lm	9W
ZP011I243N15	Inox	12/24Vdc	3	N	15°	840lm	9W
ZP011I243N45	Inox	12/24Vdc	3	N	45°	840lm	9W
ZP011I243N60	Inox	12/24Vdc	3	N	60°	840lm	9W
ZP011I243X00	Inox	24Vdc	15	RGBx	120°		3W
ZP011I353Y45	Inox	350mA	3	RGBy	45°		9W