













Codice	Descrizione	LST	Imb	Disp. P.Arrivo	
					PAR16 GU10 LED AOT
39.910208C	LAMPADA LED PAR16, GU10, 6,5W, LED AOT, 110°, 3000K, 220Vac, LM470, RA>80, 50*55mm	11,20	100	OK	
39.910208F	LAMPADA LED PAR16, GU10, 6,5W, LED AOT, 110°, 6500K, 220Vac, LM500, RA>80, 50*55mm	11,20	100	OK	
39.910208N	LAMPADA LED PAR16, GU10, 6,5W, LED AOT, 110°, 4000K, 220Vac, LM490, RA>80, 50*55mm	11,20	50	OK	
					PAR16 GU10 LED SAMSUNG
39.910207C	LAMPADA LED PAR16, GU10, 6W, 14 LED SAMSUNG, 120°, 3000K, 220Vac, LM360, 50*55mm BLISTER	15,40	50	OK	
39.910207F	LAMPADA LED PAR16, GU10, 6W, 14 LED SAMSUNG, 120°, 6500K, 220Vac, LM380, 50*55mm BLISTER	15,40	50	OK	
39.910207N	LAMPADA LED PAR16, GU10, 6W, 14 LED SAMSUNG, 120°, 4000K, 220Vac, LM370, 50*55mm BLISTER	15,40	50	OK	
					PAR16 GU10 LED Lumenmax
39.910204C5	LAMPADA LED PAR16, GU10, 5W, LED LUMENMAX, 100°, 3000K, 220Vac, LM420, RA>80, 50*55mm	8,00	50	OK	
39.910204F5	LAMPADA LED PAR16, GU10, 5W, LED LUMENMAX, 100°, 6500K, 220Vac, LM440, RA>80, 50*55mm	8,00	50	OK	
39.910204N5	LAMPADA LED PAR16, GU10, 5W, LED LUMENMAX, 100°, 4000K, 220Vac, LM440, RA>80, 50*55mm	8,00	50	OK	
					PAR16 GU10 LED High Power 60°
39.910129C	LAMPADA LED PAR16, GU10, 8W, 1 LED COB FOREVER LIGHT, 60°, 3000K, 220Vac, LM580, RA>80, 50*54mm	22,50	50	OK	
39.910129F	LAMPADA LED PAR16, GU10, 8W, 1 LED COB FOREVER LIGHT, 60°, 6500K, 220Vac, LM600, RA>80, 50*54mm	22,50	50	OK	
39.910129N	LAMPADA LED PAR16, GU10, 8W, 1 LED COB FOREVER LIGHT, 60°, 4000K, 220Vac, LM590, RA>80, 50*54mm	22,50	50	OK	

Codice	Descrizione	LST	Imb	Disp.	P.Arrivo	
						PAR16 GU10 LED AOT 38°
39.910036C	LAMPADA LED PAR16, GU10, 5W, 6 LED AOT, 38°, 3000K, 220Vac, LM380, RA>80, 50*53mm Box	8,00	100	OK		
39.910036F	LAMPADA LED PAR16, GU10, 5W, 6 LED AOT, 38°, 6500K, 220Vac, LM400, RA>80, 50*53mm Box	8,00	100	OK		
39.910036N	LAMPADA LED PAR16, GU10, 5W, 6 LED AOT, 38°, 4000K, 220Vac, LM400, RA>80, 50*53mm Box	8,00	100	OK		
						PAR16 GU10 LED COB 38° IN VETRO
39.910037C	LAMPADA LED PAR16 Vetro, GU10, 5W, LED COB, 38°, 3000K, 220Vac, LM420, RA>80, 50*53mm Box	7,50	200	OK		
39.910037F	LAMPADA LED PAR16 Vetro, GU10, 5W, LED COB, 38°, 6500K, 220Vac, LM450, RA>80, 50*53mm Box	7,50	200	0	10/12/15	
39.910037N	LAMPADA LED PAR16 Vetro, GU10, 5W, LED COB, 38°, 4000K, 220Vac, LM440, RA>80, 50*53mm Box	7,50	200	OK		
						PAR16 GU10 LED 38°
39.910130N	LAMPADA LED PAR16, GU10, 5W, EPISTAR LED COB 38°, 4000K, 220Vac, LM390, RA>80, 50*55mm	7,50	50	OK		
39.910035F	LAMPADA LED PAR16, GU10, 5W, 6 LED LEXTAR, 40°, 6500K, 220Vac, LM400, RA>80, 50*55mm Box	7,50	50	OK		
						MR16 GU5.3 LED SAMSUNG
39.916207C	LAMPADA LED MR16, GU5.3, 5W, 14 LED SAMSUNG, 100°, 3000K, 12Vac, LM380, 50*47mm BOX	16,90	50	OK		
39.916207F	LAMPADA LED MR16, GU5.3, 5W, 14 LED SAMSUNG, 100°, 6500K, 12Vac, LM390, 50*47mm BOX	16,90	50	OK		

Codice	Descrizione	LST	Imb	Disp. P.Arrivo	
					MR16 GU5.3 LED
39.916205C	LAMPADA LED MR16, GU5.3, 5W, 12LED HARVATEK, 120°, 3000K, 12Vac, LM350, RA>80, 50*45mm	14,00	50	OK	
39.916205F	LAMPADA LED MR16, GU5.3, 5W, 12LED HARVATEK, 120°, 6500K, 12Vac, LM370, RA>80, 50*45mm	14,00	50	OK	
					MR16 GU5.3 LED
39.916035C	LAMPADA LED MR16, GU5.3, 5W, 6 LED EPISTAR, 40°, 3000K, 12Vac, LM380, RA>80, 50*49mm Box	12,90	50	OK	
39.916035F	LAMPADA LED MR16, GU5.3, 5W, 6 LED EPISTAR, 40°, 6500K, 12Vac, LM400, RA>80, 50*49mm Box	12,90	50	OK	
39.916035N	LAMPADA LED MR16, GU5.3, 5W, 6 LED EPISTAR, 40°, 4000K, 12Vac, LM390, RA>80, 50*49mm Box	12,90	50	OK	
					MR11 GU4 LED SHARP
39.915013C	LAMPADA LED MR11, GU4, 3W, 1 LED Sharp, 38°, 3000K, 12V, LM170, RA>80, 35*40mm BOX	13,20	50	OK	
39.915013F	LAMPADA LED MR11, GU4, 3W, 1 LED Sharp, 30°, 5000K, 12V, LM170, RA>80, 35*40mm BOX	13,20	50	OK	
					PAR16 RGB con Telecomando IR
39.910301RGB	LAMPADA LED PAR16 RGB + Telecomando IR, GU10, 4W, 70°, 220Vac, IP60, 50*68mm BOX	38,80	96	OK	

Codice	Descrizione	LST	Imb	Disp. P.Arrivo
PAR16 RGB (Controller opt. 16.LT6C06W)				
39.910310RGB	LAMPADA LED PAR16 RGB con cavetti, 4W, 70°, 12Vdc, IP60, 50*50mm (Controller opt. 16.LT6C06W)	38,00	96	OK
PAR16 GU10 LED DIMMERABILE				
39.910130CD	LAMPADA LED PAR16 DIMMERABILE, GU10, 5W, EPISTAR LED COB 38°, 3000K, 220Vac, LM380, RA>80, 50*55mn	13,00	50	OK
39.910130FD	LAMPADA LED PAR16 DIMMERABILE, GU10, 5W, EPISTAR LED COB 38°, 6500K, 220Vac, LM400, RA>80, 50*55mn	13,00	50	OK
39.910131FD	LAMPADA LED PAR16 DIMMERABILE, GU10, 6W, EPISTAR LED COB 120°, 6000K, 220Vac, LM470, RA>80, 50*55m	13,00	50	OK
Goccia Serie 60A Dimmerabile - EL (Entry Level)				
39.920363CD	LAMPADA LED GOCCIA 60A Dimmerabile, E27, 10W, 200°, 2700K, 220Vac, LM810, RA>80, 60*108mm BLISTER	19,00	50	OK
39.920363FD	LAMPADA LED GOCCIA 60A Dimmerabile, E27, 10W, 200°, 6500K, 220Vac, LM830, RA>80, 60*108mm BLISTER	19,00	50	OK
Globo 95T LED Filament				
39.920385C1	LAMPADA LED GLOBO 95T, E27, 8W, LED Filament, 300°, 2700K, 220Vac, LM810, RA>80, 95*138mm BOX	21,00	40	OK
39.920385C	LAMPADA LED GLOBO 95T, E27, 7W, LED Filament, 300°, 3000K, 220Vac, LM810, RA>80, 95*135mm BOX	24,90	50	OK



Codice	Descrizione	LST	Imb	Disp. P.Arrivo	
					Goccia 60T LED Filament
39.920351C	LAMPADA LED GOCCIA 60T Trasparente, E27, 4,4W, LED Filament 300°,3000K,220Vac,LM470,RA>80, 60*108m	10,00	50	OK	
39.920352C	LAMPADA LED GOCCIA 60T Trasparente, E27, 6W, LED Filament 300°,3000K,220Vac,LM550,RA>80, 60*107mm	15,00	50	OK	
39.920353C	LAMPADA LED GOCCIA 60T Trasparente, E27, 7W, LED Filament 300°,3000K,220Vac,LM810,RA>80, 60*110m	18,20	50	OK	
					Minisfera 45GT LED Filament
39.920256C	LAMPADA LED 45GT Trasparente, E14, 4W, LED Filament 300°,3000K,220Vac,LM350,RA>80, 45*77mm, Box	10,00	50	OK	
39.920256CS	LAMPADA LED 45GT Frost, E14, 4W, LED Filament 300°,2700K,220Vac,LM380,RA>80, 45*76mm, Box	10,20	100	OK	
39.920257C	LAMPADA LED 45GT Trasparente, E27, 4W, LED Filament 300°,3000K,220Vac,LM350,RA>80, 45*73mm, Box	10,00	50	OK	
39.920257CS	LAMPADA LED 45GT Frost, E27, 4W, LED Filament 300°,2700K,220Vac,LM380,RA>80, 45*72mm, Box	10,20	100	OK	
					Candela LED Filament
39.920022C1	LAMPADA LED CANDELA Trasparente, E14, 4W, LED Filament 300°,2700K,220Vac,LM400,RA>80, 35*100mm, Box	10,00	100	OK	
39.920022CS	LAMPADA LED CANDELA Frost, E14, 4W, LED Filament 300°,2700K,220Vac,LM380,RA>80, 35*100mm, Box	10,20	100	OK	
39.920022C	LAMPADA LED CANDELA Trasparente, E14, 4W, LED Filament 300°,3000K,220Vac,LM350,RA>80, 35*100mm, Box	10,00	50	OK	
					Candela Fiamma LED Filament
39.920122C	LAMPADA LED C.FIAMMA Trasparente, E14, 4W, LED Filament 300°,3000K,220Vac,LM350,RA>80, 35*121mm, Box	10,00	50	OK	
39.920122CG	LAMPADA LED C.FIAMMA Gold Trasp., E14, 4W, LED Filament 300°,2700K,220Vac,LM280,RA>80, 35*121mm, Box	10,20	50	OK	
39.920122CS	LAMPADA LED C.FIAMMA Frost, E14, 4W, LED Filament 300°,2700K,220Vac,LM380,RA>80, 35*120mm, Box	10,20	100	OK	





Codice	Descrizione	LST	Imb	Disp. P.Arrivo	
					Candela Tortiglione LED Filament
39.920112C	LAMPADA LED C.TORTIGLIONE Trasp, E14, 4W, LED Filament 300°,3000K,220Vac,LM280,RA>80, 35*100mm, Box	10,00	50	OK	
39.920112CS	LAMPADA LED C.TORTIGL. Frost, E14, 4W, LED Filament 300°,2800K,220Vac,LM300,RA>80,35*100mm,BOX	10,20	50	OK	
					Globo Serie G
39.920393C	LAMPADA LED GLOBO 95G, E27, 15W, LED SAMSUNG, 270°, 3000K, 220Vac, LM1350, RA>80, 95*127mm	26,00	20	OK	
39.920393F	LAMPADA LED GLOBO 95G, E27, 15W, LED SAMSUNG, 270°, 6500K, 220Vac, LM1450, RA>80, 95*127mm	26,00	20	OK	
					Globo Serie GF
39.920396C	LAMPADA LED GLOBO 95GF, E27, 12W, LED Lumenmax, 300°, 3000K, 220Vac, LM 1100, RA>80, 95*127mm,	17,10	20	OK	
39.920396F	LAMPADA LED GLOBO 95GF, E27, 12W, LED Lumenmax, 300°, 6500K, 220Vac, LM 1150, RA>80, 95*127mm, BOX	17,10	20	OK	
39.920396N	LAMPADA LED GLOBO 95GF, E27, 12W, LED Lumenmax, 300°, 4000K, 220Vac, LM 1120, RA>80, 95*127mm, BOX	17,10	20	OK	
39.920401C	LAMPADA LED GLOBO 120GF, E27, 16W, LED Lumenmax, 300°, 3000K, 220Vac, LM1400, RA>80, 120*152mm BOX	26,00	20	OK	
39.920401F	LAMPADA LED GLOBO 120GF, E27, 16W, LED Lumenmax, 300°, 6500K, 220Vac, LM1500, RA>80, 120*152mm BOX	26,00	20	OK	
39.920401N	LAMPADA LED GLOBO 120GF, E27, 16W, LED Lumenmax, 300°, 4000K, 220Vac, LM1450, RA>80, 120*152mm BOX	26,00	20	OK	
					Globo Serie GL
39.920410C	LAMPADA LED GLOBO 125GL, E27, 20W, LED Lumenmax, 300°, 3000K, 220Vac, LM1960, RA>80, 120*152mm BOX	28,00	20	OK	
39.920410N	LAMPADA LED GLOBO 125GL, E27, 20W, LED Lumenmax, 300°, 4000K, 220Vac, LM1980, RA>80, 120*152mm BOX	28,00	20	OK	
39.920411C	LAMPADA LED GLOBO 145GL, E27, 24W, LED Lumenmax, 300°, 3000K, 220Vac, LM2250, RA>80, 145*185mm BOX	30,00	20	OK	
39.920411N	LAMPADA LED GLOBO 145GL, E27, 24W, LED Lumenmax, 300°, 4000K, 220Vac, LM2280, RA>80, 145*185mm BOX	30,00	20	OK	





Codice	Descrizione	LST	Imb	Disp.	P.Arrivo
Goccia Serie G					
39.920372C	LAMPADA LED GOCCIA 65G, E27, 12W, LED Samsung, 270°, 3000K, 220Vac, LM1100, RA>80, 65*124mm BLISTER	20,00	50	OK	
39.920373C	LAMPADA LED GOCCIA 65G, E27, 12W, LED Lumenmax, 270°, 3000K, 220Vac, LM1050, RA>80, 65*124mm BLISTEI	17,20	50	OK	
39.920372F	LAMPADA LED GOCCIA 65G, E27, 12W, LED Samsung, 270°, 6500K, 220Vac, LM1200, RA>80, 65*124mm BLISTER	20,00	50	OK	
39.920373F	LAMPADA LED GOCCIA 65G, E27, 12W, LED Lumenmax, 270°, 6500K, 220Vac, LM1100, RA>80, 65*124mm BLISTEI	17,20	50	OK	
Goccia Serie GF					
39.920354C	LAMPADA LED GOCCIA 55GF, E27, 7W, LED Lumenmax, 300°, 3000K, 220Vac, LM640, RA>80, 55*108mm, frost	9,00	50	OK	
39.920354F	LAMPADA LED GOCCIA 55GF, E27, 7W, LED Lumenmax, 300°, 6500K, 220Vac, LM690, RA>80, 55*108mm, frost	9,00	50	OK	
39.920354N	LAMPADA LED GOCCIA 55GF, E27, 7W, LED Lumenmax, 300°, 4000K, 220Vac, LM670, RA>80, 55*108mm, frost	9,00	50	OK	
39.920355C	LAMPADA LED GOCCIA 60GF, E27, 9W, LED Lumenmax, 300°, 3000K, 220Vac, LM900, RA>80, 60*110mm BOX	10,20	50	OK	
39.920355F	LAMPADA LED GOCCIA 60GF, E27, 9W, LED Lumenmax, 300°, 6500K, 220Vac, LM940, RA>80, 60*110mm BOX	10,20	50	OK	
39.920355N	LAMPADA LED GOCCIA 60GF, E27, 9W, LED Lumenmax, 300°, 4000K, 220Vac, LM920, RA>80, 60*110mm BOX	10,20	50	OK	
39.920358C	LAMPADA LED GOCCIA 65GF, E27, 11W, LED Lumenmax, 300°, 3000K, 220Vac, LM1000, RA>80, 65*123mm	11,50	50	OK	
39.920358F	LAMPADA LED GOCCIA 65GF, E27, 11W, LED Lumenmax, 300°, 6500K, 220Vac, LM1100, RA>80, 65*123mm	11,50	50	OK	
39.920358N	LAMPADA LED GOCCIA 65GF, E27, 11W, LED Lumenmax, 300°, 4000K, 220Vac, LM1080, RA>80, 65*123mm	11,50	50	OK	
39.920359C	LAMPADA LED GOCCIA 70GF, E27, 16W, LED Lumenmax, 300°, 3000K, 220Vac, LM1500, RA>80, 72*146mm, BOX	26,00	50	OK	
39.920359F	LAMPADA LED GOCCIA 70GF, E27, 16W, LED Lumenmax, 300°, 6500K, 220Vac, LM1600, RA>80, 72*146mm, BOX	26,00	50	OK	
39.920359N	LAMPADA LED GOCCIA 70GF, E27, 16W, LED Lumenmax, 300°, 4000K, 220Vac, LM1550, RA>80, 72*146mm, BOX	26,00	50	OK	
Goccia Serie 60A - EL (Entry Level)					
39.920364C	LAMPADA LED GOCCIA 60A EL, E27, 10W, LED EPISTAR, 200°, 3000K, 220Vac, LM810, RA>80, 60*108mm BOX	8,00	50	OK	
39.920364F	LAMPADA LED GOCCIA 60A EL, E27, 10W, LED EPISTAR, 200°, 6500K, 220Vac, LM830, RA>80, 60*108mm BOX	8,00	50	0	15/11/15
39.920366C	LAMPADA LED GOCCIA 60A EL, E27, 12W, LED EPISTAR, 200°, 3000K, 220Vac, LM980, RA>80, 60*119mm BOX	10,00	50	OK	
39.920366F	LAMPADA LED GOCCIA 60A EL, E27, 12W, LED EPISTAR, 200°, 6500K, 220Vac, LM1050, RA>80, 60*119mm BOX	10,00	50	OK	
39.920366N	LAMPADA LED GOCCIA 60A EL, E27, 12W, LED EPISTAR, 200°, 4000K, 220Vac, LM1000, RA>80, 60*119mm BOX	10,00	50	OK	
39.920367C	LAMPADA LED GOCCIA 60A EL, E27, 15W, LED EPISTAR, 200°, 3000K, 220Vac, LM1380, RA>80, 60*119mm BOX	14,50	50	OK	
39.920367F	LAMPADA LED GOCCIA 60A EL, E27, 15W, LED EPISTAR, 200°, 6500K, 220Vac, LM1450, RA>80, 60*119mm BOX	14,50	50	OK	
39.920367N	LAMPADA LED GOCCIA 60A EL, E27, 15W, LED EPISTAR, 200°, 4000K, 220Vac, LM1400, RA>80, 60*119mm BOX	14,50	50	OK	










Codice	Descrizione	LST	Imb	Disp.	P.Arrivo
Goccia Serie GF con Sensore Crepuscolare					
39.920365SC	LAMPADA LED GOCCIA 60GF CREPUSC, E27, 9W, LED Lumenmax, 300°, 3000K, 220Vac, LM780, RA>80, 60*110mm	22,00	50	OK	
39.920365SF	LAMPADA LED GOCCIA 60GF CREPUSC, E27, 9W, LED Lumenmax, 300°, 6500K, 220Vac, LM800, RA>80, 60*110mm	22,00	50	0	10/11/15
Minisfera 45GF					
39.920270C	LAMPADA LED MINISFERA 45GF, E14, 5W, LED Lumenmax, 300°, 3000K, 220Vac, LM450, RA>80, 45*80mm BOX	8,00	50	OK	
39.920270F	LAMPADA LED MINISFERA 45GF, E14, 5W, LED Lumenmax, 300°, 6500K, 220Vac, LM500, RA>80, 45*80mm BOX	8,00	50	OK	
39.920270N	LAMPADA LED MINISFERA 45GF, E14, 5W, LED Lumenmax, 300°, 4000K, 220Vac, LM480, RA>80, 45*80mm BOX	8,00	50	OK	
39.920271C	LAMPADA LED MINISFERA 45GF, E27, 5W, LED Lumenmax, 300°, 3000K, 220Vac, LM450, RA>80, 45*73mm BOX	8,00	50	OK	
39.920271F	LAMPADA LED MINISFERA 45GF, E27, 5W, LED Lumenmax, 300°, 6500K, 220Vac, LM500, RA>80, 45*73mm BOX	8,00	50	OK	
39.920271N	LAMPADA LED MINISFERA 45GF, E27, 5W, LED Lumenmax, 300°, 4000K, 220Vac, LM410, RA>80, 45*73mm BOX	8,00	50	OK	
Minisfera 45P - EL (Entry Level)					
39.920252C	LAMPADA LED MINISFERA 45P EL, E14, 4W, LED REFOND, 180°, 3000K, 220Vac, LM310, RA>80, 45*80mm BOX	5,00	50	OK	
39.920252F	LAMPADA LED MINISFERA 45P EL, E14, 4W, LED REFOND, 180°, 6500K, 220Vac, LM330, RA>80, 45*80mm BOX	5,00	50	OK	
Minigoccia G35					
39.920235C	LAMPADA LED MINIGOCCIA 35G, E14, 5W, LED Lumenmax, 200°, 2700K, 220Vac, LM440, RA>80, 35*74mm BOX	15,60	50	OK	
39.920235F	LAMPADA LED MINIGOCCIA 35G, E14, 5W, LED Lumenmax, 200°, 6500K, 220Vac, LM460, RA>80, 35*74mm BOX	15,60	50	OK	







Codice	Descrizione	LST	Imb	Disp. P.Arrivo	
					Candela Serie GF - 300°
39.920051C	LAMPADA LED CANDELA GF, E14, 5,5W, LED Lumenmax, 300°, 3000K, 220Vac, LM470, RA>80, 35*105mm in BOX	8,00	50	OK	
39.920050F	LAMPADA LED CANDELA GF, E14, 5,5W, LED Lumenmax, 270°, 6500K, 220Vac, LM510, RA>80, 35*105mm in BOX	8,00	50	OK	
39.920051N	LAMPADA LED CANDELA GF, E14, 5,5W, LED Lumenmax, 300°, 4000K, 220Vac, LM490, RA>80, 35*105mm in BOX	8,00	50	OK	
					Candela EL (Entry Level)
39.920033C	LAMPADA LED CANDELA EL, E14, 4W, LED EPISTAR, 200°, 3000K, 220Vac, LM320, RA>80, 38*107mm BOX	5,00	50	OK	
39.920033F	LAMPADA LED CANDELA EL, E14, 4W, LED EPISTAR, 200°, 6500K, 220Vac, LM330, RA>80, 38*107mm BOX	5,00	50	OK	
					Candela Fiamma
39.920136C	LAMPADA LED CANDELA FIAMMA, E14, 5.5W, LED Epistar, 200°, 3000K, 220Vac, LM470, RA>80, 37*123mm BOX	8,00	50	OK	
39.920136F	LAMPADA LED CANDELA FIAMMA, E14, 5.5W, LED Epistar, 200°, 6500K, 220Vac, LM510, RA>80, 37*123mm BOX	8,00	50	OK	
					R80 E27 LED
39.921012C	LAMPADA LED R80 E27, 12W, LED Lextar, 120°, 3000K, 220Vac, 1000LM, RA>80, 80*116mm, BOX	24,00	50	OK	
39.921012F	LAMPADA LED R80 E27, 12W, LED Lextar, 180°, 6500K, 220Vac, 1080LM, RA>80, 80*116mm, BOX	24,00	50	OK	

Codice	Descrizione	LST	Imb	Disp. P.Arrivo	
R63 E27 LED					
39.921011C	LAMPADA LED R63 E27, 8W, LED Lextar, 120°, 3000K, 220Vac, 700LM, RA>80, 63*105mm, BOX	16,50	50	OK	
R50 E14 LED					
39.921010C	LAMPADA LED R50 E14, 5W, LED Lextar, 120°, 3000K, 220Vac, 440LM, RA>80, 50*86mm, BOX	11,50	50	OK	
R50 E14 LED (Tipo PAR16)					
39.910132C	LAMPADA LED PAR16 (R50), E14, 5W, LED COB 38°, 3000K, 220Vac, LM380, RA>80, 50*74mm	11,40	50	OK	
39.910132F	LAMPADA LED PAR16 (R50), E14, 5W, LED COB 38°, 6500K, 220Vac, LM400, RA>80, 50*74mm	11,40	50	OK	
PAR30 - IP65					
39.921120C	LAMPADA LED PAR30 IP65, E27, 10W, LED Samsung, 38°, 3000K, 220Vac, LM720, RA>80, 97x99mm	25,00	25	OK	
39.921120N	LAMPADA LED PAR30 IP65, E27, 10W, LED Samsung, 30°, 4000K, 220Vac, LM740, RA>80, 97x99mm	25,00	25	OK	





Codice	Descrizione	LST	Imb	Disp. P.Arrivo	
					PAR38 - IP65 - Ahgolo 30°
39.921215C	LAMPADA LED PAR38 IP65, E27, 15W, LED Samsung, 30°, 3000K, 220Vac, LM1100, RA>80, 122x135mm, BOX	36,80	20	OK	
					PAR38 - IP65 - Ahgolo 30°
39.921221C1	LAMPADA LED PAR38 IP65, E27, 20W, LED COB, 36°, 3000K, 220Vac, LM1700, RA>80, 120*140mm, Nero, Box	48,00	10	OK	
39.921221C	LAMPADA LED PAR38 IP65, E27, 20W, LED Lumiled, 30°, 3000K, 220Vac, LM 1500, RA>80, 120*140mm Box	55,00	4	OK	
					PAR38 - IP65 - Ahgolo 120°
39.921222C	LAMPADA LED PAR38, E27, 20W, LED SMD, 120°, 3000K, 220Vac, LM1600, RA>80, 120*140mm, Bianca, Box	44,00	10	OK	
					PL-C 2Pin G24d
39.940012C	LAMPADA LED PL-C 2Pin G24d, 12W, LED Lextar, 180°, 3000K, 220Vac, 1000LM, RA>80, 160*35mm, BOX	27,00	50	OK	
39.940012F	LAMPADA LED PL-C 2Pin G24d, 12W, LED Lextar, 180°, 6500K, 220Vac, 1080LM, RA>80, 160*35mm, BOX	27,00	50	OK	





Codice	Descrizione	LST	Imb	Disp. P.Arrivo	
					PL-C E27
39.940212C	LAMPADA LED PL-C E27, 12W, LED Lextar, 180°, 3000K, 220Vac, 1000LM, RA>80, 160*35mm, BOX	27,00	50	OK	
39.940212F	LAMPADA LED PL-C E27, 12W, LED Lextar, 180°, 6500K, 220Vac, 1080LM, RA>80, 160*35mm, BOX	27,00	50	OK	
					High Power BULB E27
39.920630C	LAMPADA LED BULB 80AL, E27, 30W, Alluminio PC, 150°, 3000K, 220Vac, LM2700, RA>80, 80*158mm BOX	39,00	50	OK	
39.920630N	LAMPADA LED BULB 80AL, E27, 30W, Alluminio PC, 150°, 4000K, 220Vac, LM2800, RA>80, 80*158mm BOX	39,00	50	OK	
					High Power E40 per Campana industriale
39.923070N	LAMPADA LED E40 70W, LED Everlight 120°, 4000K, 220Vac, 6800LM, RA>80, 168*260MM BOX	137,00	6	OK	
					FLAT GX53
39.950070C	LAMPADA LED GX53 7W, LED Everlight 120°, 3000K, 220Vac, 560LM, RA>80, 75*28mm, BOX	18,00	50	OK	
39.950070F	LAMPADA LED GX53 7W, LED Everlight 120°, 6500K, 220Vac, 580LM, RA>80, 75*28mm, BOX	18,00	50	OK	





Codice	Descrizione	LST	Imb	Disp. P.Arrivo	
					R111
39.970153C	LAMPADA LED R111, G53, 12W, 12 LED EPISTAR, 38°, 3000K, 12Vdc/ac, LM1000, RA>80, 111*66mm	30,40	50	OK	
39.970153N	LAMPADA LED R111, G53, 12W, 12 LED EPISTAR, 38°, 4000K, 12Vdc/ac, LM1050, RA>80, 111*66mm	30,40	50	OK	
					R111 con driver a Corrente Costante in dotazione
39.971210C	LAMPADA LED R111 CON DRIVER CC, 13W, 12 LED EPISTAR, 38°, 2700K, 220Vac, LM1000, RA>80, 111*66mm	36,00	50	OK	
					R111, GU10, 220Vac
39.971153C	LAMPADA LED R111, GU10, 12W, 12 LED EPISTAR, 38°, 3000K, 220Vac, LM1000, RA>80, 111*82mm	30,40	50	OK	
					R7s Tubolare - 118x22mm
39.932110C	LAMPADA LED R7s-L118, 10W, LED Everlight, 270°, 3000K, 220Vac, 950LM, RA>80, 118*22mm, BOX	27,50	50	OK	
39.932110F	LAMPADA LED R7s-L118, 10W, LED Everlight, 270°, 6500K, 220Vac, 1000LM, RA>80, 118*22mm, BOX	27,50	50	OK	
39.932110N	LAMPADA LED R7s-L118, 10W, LED Everlight, 270°, 4000K, 220Vac, 980LM, RA>80, 118*22mm, BOX	27,50	50	OK	
39.932205C	LAMPADA LED R7s-L78, 6W, LED Everlight, 360°, 3000K, 220Vac, 630LM, RA>80, 78*22mm, BOX	25,00	50	OK	
39.932205F	LAMPADA LED R7s-L78, 6W, LED Everlight, 360°, 6500K, 220Vac, 680LM, RA>80, 78*22mm, BOX	25,00	50	OK	
39.932205N	LAMPADA LED R7s-L78, 6W, LED Everlight, 360°, 4000K, 220Vac, 650LM, RA>80, 78*22mm, BOX	25,00	50	OK	

Codice	Descrizione	LST	Imb	Disp. P.Arrivo
R7s Rettangolare - 117x48mm				
39.932010C	LAMPADA LED R7s-L118, 10W, LED Samsung, 180°, 3000K, 220Vac, 700LM, RA>80, 117*48mm, BOX	19,90	100	OK
R7s Rettangolare - 117x52mm				
39.932013C	LAMPADA LED R7s-L118, 13W, LED Refond, 180°, 3000K, 220Vac, 1100LM, RA>80, 117*52mm, BOX	27,50	50	OK
39.932013F	LAMPADA LED R7s-L118, 13W, LED Refond, 180°, 6500K, 220Vac, 1150LM, RA>80, 117*52mm, BOX	27,50	50	OK
LAMPADA S14s - 300mm e 500mm				
39.941030C	LAMPADA LED S14s, 7W, 330°, 2700K, 220Vac, 500LM, RA>80, 30*300mm, BOX	28,00	50	OK
39.941050C	LAMPADA LED S14s, 9W, 330°, 2700K, 220Vac, 700LM, RA>80, 30*500mm, BOX	30,00	50	OK
T16/T26 Tubolare (adatta anche per Frigo)				
39.933040C	LAMPADA LED T16/T26, E14, 4,0W, LED Epistar, 300°, 3000K, 220Vac, LM320, RA>80, 16*54mm, BOX	16,60	200	OK
39.933040F	LAMPADA LED T16/T26, E14, 4,0W, LED Epistar, 300°, 6000K, 220Vac, LM350, RA>80, 16*54mm, BOX	16,60	200	OK



Codice	Descrizione	LST	Imb	Disp.	P.Arrivo	
						T26 Tubolare (adatta anche per Frigo)
39.934025C	LAMPADA LED T26, E14, 2,5W, LED Epistar, 240°, 3000K, 220Vac, LM180, RA>80, 25*59mm, BOX	8,90	200	OK		
39.934025F	LAMPADA LED T26, E14, 2,5W, LED Epistar, 240°, 6000K, 220Vac, LM190, RA>80, 25*59mm, BOX	8,90	200	OK		
						T38 Tubolare
39.920510C	LAMPADA LED TUBOLARE T38, E14, 10W, LED REFOND, 270°, 3000K, 220Vac, LM840, RA>80, 38*110mm BOX	16,40	50	OK		
39.920510F	LAMPADA LED TUBOLARE T38, E14, 10W, LED REFOND, 270°, 6500K, 220Vac, LM860, RA>80, 38*110mm BOX	16,40	50	OK		
						G9 Policarbonato
39.931125C	LAMPADA LED G9, 2,5W, Policar, LED Epistar, 300°, 3000K, 220Vac, LM210 +/-10%, RA>80, 16*12*47mm,BOX	12,00	200	OK		
39.931125F	LAMPADA LED G9, 2,5W, Policar, LED Epistar, 300°, 6500K, 220Vac, LM220 +/-10%, RA>80, 16*12*47mm,Box	12,00	200	OK		
39.931126N	LAMPADA LED G9, 2,5W, Policar, LED Epistar, 300°, 4000K, 220Vac, LM230 +/-10%, RA>80, 16*12*52mm,BOX	12,00	200	OK		
						G9 Silicone
39.931130C	LAMPADA LED G9, 3,0W, SILICON, LED Chimei, 360°, 3000K, 220Vac, LM210 +/-10%, RA>80, 16*52mm, BOX	11,00	200	OK		
39.931130F	LAMPADA LED G9, 3,0W, SILICON, LED Chimei, 360°, 6500K, 220Vac, LM220 +/-10%, RA>80, 16*52mm, BOX	11,00	200	OK		

Codice	Descrizione	LST	Imb	Disp. P.Arrivo	
					G9 Ceramica
39.931240C	LAMPADA LED G9, 4,0W, Ceramic PC, LED Epistar, 300°, 3000K, 220Vac, LM320, RA>80, 16*50mm, BOX	14,00	500	OK	
39.931240F	LAMPADA LED G9, 4,0W, Ceramic PC, LED Epistar, 300°, 6000K, 220Vac, LM350, RA>80, 16*50mm, BOX	14,00	500	OK	
39.931240N	LAMPADA LED G9, 4,0W, Ceramic PC, LED Epistar, 300°, 4000K, 220Vac, LM350, RA>80, 16*50mm, BOX	14,00	200	OK	
39.931250C	LAMPADA LED G9, 5,0W, Ceramic PC, LED Epistar, 300°, 3000K, 220Vac, LM400, RA>80, 17*55mm, BOX	17,50	200	OK	
39.931250F	LAMPADA LED G9, 5,0W, Ceramic PC, LED Epistar, 300°, 6000K, 220Vac, LM420, RA>80, 17*55mm, BOX	17,50	200	OK	
39.931250N	LAMPADA LED G9, 5,0W, Ceramic PC, LED Epistar, 300°, 4000K, 220Vac, LM420, RA>80, 17*55mm, BOX	17,50	200	OK	
					G4 Policarbonato
39.930217C	LAMPADA LED G4, 1,5W, Policarb, LED Epistar, 300°, 3000K, 12Vac, LM100+/-10%, RA>80, 12x9x37mm, Box	7,50	200	OK	
39.930217F	LAMPADA LED G4, 1,5W, Policarb, LED Epistar, 300°, 6500K, 12Vac, LM100+/-10%, RA>80, 12x9x37mm, BOX	7,50	200	OK	
					G4 Silicone
39.930216F	LAMPADA LED G4, 1,5W, SILICON, LED Chimei, 360°, 6500K, 12Vac, LM110+/-10%, RA>80, 10*32mm, BOX	6,80	200	OK	
					G4 Ceramica
39.930420C	LAMPADA LED G4, 2,0W, Ceramic PC, LED Epistar, 300°, 3000K, 12Vac, LM180 RA>80, 14*38mm, BOX	8,10	500	OK	
39.930420F	LAMPADA LED G4, 2,0W, Ceramic PC, LED Epistar, 300°, 6000K, 12Vac, LM200 RA>80, 14*38mm, BOX	8,10	500	OK	
39.930430C	LAMPADA LED G4, 3,0W, Ceramic PC, LED Epistar, 300°, 3000K, 12Vac, LM280 RA>80, 16*43mm, BOX	13,00	500	OK	
39.930430F	LAMPADA LED G4, 3,0W, Ceramic PC, LED Epistar, 300°, 6000K, 12Vac, LM300 RA>80, 16*43mm, BOX	13,00	500	OK	

Codice	Descrizione	LST	Imb	Disp. P.Arrivo	
					G4 LED CREE-XPE
39.930316C	LAMPADA LED G4, 1,5W, 1 LED CREE-XPE, 180°, 3000K, 12Vac AC/DC, LM80, RA>80, 10.2*23mm	7,50	50	OK	
39.930316F	LAMPADA LED G4, 1,5W, 1 LED SAMSUNG, 180°, 6500K, 12Vac AC/DC, LM100, RA>80, 10.2*23mm	7,50	50	OK	
					G4 12led
39.930124C	LAMPADA LED G4, 2,4W, 12 LED SMD5050, 120°, 3000K, 12Vac, LM 165, RA>80, 30*38mm BOX	8,00	500	OK	
39.930124F	LAMPADA LED G4, 2,4W, 12 LED SMD5050, 120°, 6500K, 12Vac, LM175, RA>80, 30*38mm BOX	8,00	500	OK	
					TUBO LED T8 270° IN POLICARBONATO (GARANZIA 3 ANNI)
39.960601F	TUBO LED T8 COVER SATINATO, 10W, 270°, 6000K, 220-240Vac, LM1000, RA>80, L.60cm, GARANZIA 3 ANNI	14,00	20	OK	
39.961501N	TUBO LED T8 COVER SATINATO, 22W, 270°, 4000K, 220-240Vac, LM2100, RA>80, L.150cm, GARANZIA 3 ANNI	27,00	20	OK	
					TUBO LED T8 270° IN POLICARBONATO - Ruotabile - (GARANZIA 3 ANNI)
39.963060F	TUBO LED T8 COVER SATINATO, 10W, 270°, 6500K, 220-240Vac, LM 930, RA>80, L.60cm, GARANZIA 3 ANNI	15,50	16	OK	
39.963060N	TUBO LED T8 COVER SATINATO, 10W, 270°, 4000K, 220-240Vac, LM 900, RA>80, L.60cm, GARANZIA 3 ANNI	15,50	16	OK	
39.963120F	TUBO LED T8 COVER SATINATO, 20W, 270°, 6500K, 220-240Vac, LM 1900, RA>80, L.120cm, GARANZIA 3 ANNI	25,00	16	OK	
39.963120N	TUBO LED T8 COVER SATINATO, 20W, 270°, 4000K, 220-240Vac, LM 1850, RA>80, L.120cm, GARANZIA 3 ANNI	25,00	16	OK	
39.963150F	TUBO LED T8 COVER SATINATO, 24W, 270°, 6500K, 220-240Vac, LM 2300, RA>80, L.150cm, GARANZIA 3 ANNI	30,00	16	OK	
39.963150N	TUBO LED T8 COVER SATINATO, 24W, 270°, 4000K, 220-240Vac, LM 2250, RA>80, L.150cm, GARANZIA 3 ANNI	30,00	16	OK	

Codice	Descrizione	LST	Imb	Disp. P.Arrivo
TUBO LED T8 270° IN VETRO				
39.964120F	TUBO LED T8 COVER VETRO SATINATO, 18W, 270°, 6500K, 220-240Vac, LM1900, RA>80, L.120cm.	17,10	30	OK
39.964120N	TUBO LED T8 COVER VETRO SATINATO, 18W, 270°, 4000K, 220-240Vac, LM1900, RA>80, L.120cm.	17,10	30	OK
39.964150F	TUBO LED T8 COVER VETRO SATINATO, 24W, 270°, 6500K, 220-240Vac, LM2400, RA>80, L.150cm.	25,00	30	OK
39.964150N	TUBO LED T8 COVER VETRO SATINATO, 24W, 270°, 4000K, 220-240Vac, LM2400, RA>80, L.150cm.	25,00	30	OK



Accessori

41.TEC024	Kit Conversione in Emergenza per TUBI a LED, 220-240V, 200mA, PF 0,65 (batteria 12V 4Ah in dotazion	139,00	20	OK
-----------	---	--------	----	----



PANNELLI LED 60x60 DA CONTROSOFFITTO

39.9P064045N	PANNELLO A LED 60x60, 50W, 120°, 4000K, LM3800, RA>80, 595x595x11mm	129,00	4	OK
39.9P064045F	PANNELLO A LED 60x60, 50W, 120°, 6500K, LM3900, RA>80, 595x595x11mm	129,00	4	OK
39.9P060060C	PANNELLO A LED 60x60, 52W (P.LED 44W), 120°, 3000K, LM3400, RA>80, Misure 594x594x12mm	180,00	4	9











PANNELLI LED 60x60 DA INCASSO con frame laccato BIANCO

39.9P062060C	PANNELLO A LED 60x60 DA INCASSO, 52W, 120°, 3000K, LM3400, RA>80, Misure 600x600x20mm BIANCO	190,00	4	24
39.9P062060F	PANNELLO A LED 60x60 DA INCASSO, 52W, 120°, 6500K, LM3700, RA>80, Misure 600x600x20mm BIANCO	190,00	4	32
39.9P062060N	PANNELLO A LED 60x60 DA INCASSO, 52W, 120°, 4000K, LM3600, RA>80, Misure 600x600x20mm BIANCO	190,00	4	17



Codice	Descrizione	LST	Imb	Disp. P.Arrivo	
					PANNELLI A LED 30x120
39.9P034040N	PANNELLO A LED 30x120, 40W, 120°, 4000K, LM3100, RA>80, Misure 295x1195x11mm Alluminio	175,00	4	OK	
39.9P03012044C	PANNELLO A LED 30x120, 52W, 120°, 3000K, LM3400, RA>80, Misure 300x1197x12mm Alluminio	210,00	4	11	
39.9P03012044F	PANNELLO A LED 30x120, 52W (P.LED 44W), 120°, 6500K, LM3700, RA>75, Misure 300x1197x12mm Alluminio	210,00	4	53	
					Accessori
39.9P034040A	FRAME MONTAGGIO A TETTO PER PANNELLI LED 39.9P034040*, L.1197 X W.300 X H.43mm Aluminium	42,90	20	OK	
39.9P061060A	FRAME MONTAGGIO A TETTO PER PANNELLI LED 39.9P061*, L.594 X W.594 X H.43mm Aluminium	54,00	4	OK	
39.9P061060A1	FRAME MONTAGGIO A TETTO PER PANNELLI LED 39.9P061*, L.594 X W.594 X H.43mm BIANCO	64,00	6	OK	
39.9P061060A2	FRAME MONTAGGIO A TETTO PER PANNELLI LED 39.9P063*, L.594 X W.594 X H.43mm BIANCO	64,00	4	OK	
39.9P064045A	FRAME MONTAGGIO A TETTO PER PANNELLI LED 39.9P06404*, L.600 X W.600 X H.43mm Aluminium	32,50	4	OK	
39.9P064045R	Kit 4 TIRANTI CON CAVO IN ACCIAIO PER PANNELLI 39.9P064* e 39.9P034*, L.1m	7,90	150	OK	
					Accessori
39.9P060060TD	TRASFORMATORE DIMMERABILE PER PANNELLI 44W, 30-40Vdc, 1440mA, 44W, PF 0,9	59,00	50	OK	
39.9P060060TS	DIMMER SWITCH 500W CON TELECOMANDO IR PER 39.9P060060TD (può controllare max 6 pannelli)	80,00	10	21	
					Accessori
41.TEC015	Kit Conversione in Emergenza per lampade a LED, 28-40V, 420mA, PF 0,65 (batteria 12V 3Ah in dotaz	125,00	20	OK	

Codice	Descrizione	LST	Imb	Disp. P.Arrivo	
PLAFONIERA A LED LINEARE IP65 serie TRI-PROOF ed Accessori					
39.9PF1A01	Kit 2 TIRANTI CON CAVO IN ACCIAIO PER PLAFONIERE 39.9PF1*, L.1,5m	9,50	100	OK	
39.9PF106025N	PLAFONIERA A LED LINEARE IP65, 25W, 180°, 4000K, LM2100, RA>80, Misure 664x140x90MM	54,00	9	OK	
39.9PF112050N	PLAFONIERA A LED LINEARE IP65, 50W, 180°, 4000K, LM4600, RA>80, Misure 1274x140x90mm	100,00	6	OK	
39.9PF115056N	PLAFONIERA A LED LINEARE IP65, 56W, 180°, 4000K, LM5300, RA>80, Misure 1574x140x90mm	120,00	6	43	
PLAFONIERA A LED LINEARE IP65 serie TRI-PROOF SLIM					
39.9PF12060N	PLAFONIERA A LED LINEARE TP2, IP65, 18W, 180°, 4000K, LM1500, RA>80, Misure 590x86x66mm	54,00	12	OK	
39.9PF12120N	PLAFONIERA A LED LINEARE TP2, IP65, 36W, 180°, 4000K, LM3000, RA>80, Misure 1180x86x66mm	89,00	8	OK	
39.9PF12150N	PLAFONIERA A LED LINEARE TP2, IP65, 48W, 120°, 4000K, LM4000, RA>80, Misure 1480x86x72mm	120,00	8	OK	
PLAFONIERA A LED ROTONDA IP20 seire PF20					
39.9PF2022C	PLAFONIERA A LED ROTONDA IP20, 22W, 120°, 3000K, LM1950, RA>80, Misure D.350mm H.103mm	75,00	12	OK	
39.9PF2022N	PLAFONIERA A LED ROTONDA IP20, 22W, 120°, 4000K, LM2050, RA>80, Misure D.350mm H.103mm	75,00	12	OK	
PLAFONIERA A LED ROTONDA IP65					
39.9PF0012N	PLAFONIERA A LED ROTONDA IP65, 12W, 180°, 4000K, LM1000, RA>80, Misure D.171mm H.77mm	38,60	10	OK	

Codice	Descrizione	LST	Imb	Disp. P.Arrivo
PLAFONIERA A LED ROTONDA IP65 CON SENSORE CREPUSCOLARE				
39.9PF0202N	PLAFONIERA A LED CON SENSORE, ROTONDA IP65, 12W, 180°, 4000K, LM1000, RA>80, Misure D.171mm H.77mm	47,00	10	OK
				
PLAFONIERA A LED OVALE IP65				
39.9PF0112N	PLAFONIERA A LED OVALE IP65, 12W, 180°, 4000K, LM1000, RA>80, Misure 174x110mm H.76mm	38,60	10	OK
				
PLAFONIERA A LED OVALE IP65 CON SENSORE CREPUSCOLARE				
39.9PF0212N	PLAFONIERA A LED CON SENSORE, OVALE IP65, 12W, 180°, 4000K, LM1000, RA>80, Misure 174x112mm H.77mm	47,00	10	OK
				
FARETTI DA ESTERNO IP65 Serie BHP - 90lm/Watt				
39.9F1021F	FARETTO DA ESTERNO IP65 A LED SERIE BHP2, 20W, SMD,120°,6500K,LM1900,RA>70, L201*W166*H77mm	73,00	16	OK
39.9F1021N	FARETTO DA ESTERNO IP65 A LED SERIE BHP2, 20W, SMD,120°,4000K,LM1850,RA>70, L201*W166*H77mm	73,00	16	OK
39.9F1031C	FARETTO DA ESTERNO IP65 A LED SERIE BHP2, 30W, SMD,120°,3000K,LM2700,RA>70, L215*W178*H81mm	100,00	20	45
39.9F1030F	FARETTO DA ESTERNO IP65 A LED SERIE BHP, 30W, 120°,6500K,LM2700,RA>75,CHIP BRIDGELUX,L215*W178*H81	100,00	20	3
39.9F1031F	FARETTO DA ESTERNO IP65 A LED SERIE BHP2, 30W, SMD,120°,6500K,LM2900,RA>70, L215*W178*H81mm	100,00	20	32
39.9F1031N	FARETTO DA ESTERNO IP65 A LED SERIE BHP2, 30W, SMD,120°,4000K,LM2800,RA>70, L215*W178*H81mm	100,00	20	40
39.9F1051C	FARETTO DA ESTERNO IP65 A LED SERIE BHP2, 50W, SMD, 120°,3000K,LM4500,RA>70, L253*W194*H95	157,00	12	50
39.9F1051F	FARETTO DA ESTERNO IP65 A LED SERIE BHP2, 50W, SMD, 120°,6500K,LM4800,RA>70, L253*W194*H95	157,00	12	OK
39.9F1051N	FARETTO DA ESTERNO IP65 A LED SERIE BHP2, 50W, SMD, 120°,4000K,LM4650,RA>70, L253*W194*H95	157,00	12	9
				

Codice	Descrizione	LST	Imb	Disp. P.Arrivo
39.9F1070C	FARETTO DA ESTERNO IP65 A LED SERIE BHP,70W,120°,3000K, LM6300,RA>75,CHIP BRIDGELUX,L291*W250*H	263,00	4	14
39.9F1070F	FARETTO DA ESTERNO IP65 A LED SERIE BHP,70W,120°,6500K, LM6300,RA>75,CHIP BRIDGELUX,L291*W250*H	263,00	4	2
39.9F1071F	FARETTO DA ESTERNO IP65 A LED SERIE BHP2, 70W, SMD, 120°,6700K,LM6700,RA>70, L291*W250*H116	263,00	4	OK
39.9F1071N	FARETTO DA ESTERNO IP65 A LED SERIE BHP2, 70W, SMD, 120°,4000K,LM6500,RA>70, L291*W250*H116	263,00	4	25
39.9F1100F	FARETTO DA ESTERNO IP65 A LED SERIE BHP,100W,120°,6500K,LM9000,RA>75,CHIP BRIDGELUX,L309*W250*H	490,00	4	38
39.9F1101N	FARETTO DA ESTERNO IP65 A LED SERIE BHP2, 100W, SMD, 120°,4000K,LM9500,RA>70, L309*W250*H116mm	490,00	4	5
39.9F1200C	FARETTO DA ESTERNO IP65 A LED SERIE BHP,200W,120°,3000K,LM17000,RA>75,CHIP BRIDGELUX,L400*W340*	800,00	2	12
39.9F1200F	FARETTO DA ESTERNO IP65 A LED SERIE BHP,200W,120°,6500K,LM18000,RA>75,CHIP BRIDGELUX,L400*W340*	800,00	2	6
39.9F1201N	FARETTO DA ESTERNO IP65 A LED SERIE BHP2, 200W, SMD, 120°,4000K,LM19000,RA>70, L400*W340*H121mm	800,00	2	2





FARETTI DA ESTERNO IP65 Serie GH1 - 90lm/Watt

39.9F4010C	FARETTO DA ESTERNO IP65 A LED SMD Serie GH1,10W,110°,3000K,LM850,RA>70,CHIP EPISTAR, 150*115*55MM	24,90	20	OK
39.9F4010F	FARETTO DA ESTERNO IP65 A LED SMD Serie GH1,10W,110°,6500K,LM880,RA>70,CHIP EPISTAR, 150*115*55MM	24,90	20	OK
39.9F4010N	FARETTO DA ESTERNO IP65 A LED SMD Serie GH1,10W,110°,4000K LM900,RA>70,CHIP EPISTAR, 150*115*55MM	24,90	20	0 12/11/15
39.9F4020C	FARETTO DA ESTERNO IP65 A LED Serie GH1, 20W, 110°, 3000K, LM1700, RA>70, CHIP EPISTAR, 215*180*70MM	49,50	10	OK
39.9F4020F	FARETTO DA ESTERNO IP65 A LED Serie GH1, 20W, 110°, 6500K, LM1750, RA>70, CHIP EPISTAR, 215*180*70MM	49,50	10	OK
39.9F4020N	FARETTO DA ESTERNO IP65 A LED Serie GH1, 20W, 110°, 4000K, LM1800, RA>70, CHIP EPISTAR, 215*180*70MM	49,50	10	OK
39.9F4030C	FARETTO DA ESTERNO IP65 A LED Serie GH1, 30W, 110°, 3000K, LM2600, RA>70, CHIP EPISTAR, 215*180*70MM	74,00	10	OK
39.9F4030F	FARETTO DA ESTERNO IP65 A LED Serie GH1, 30W, 110°, 6500K, LM2650, RA>70, CHIP EPISTAR, 215*180*70MM	74,00	10	OK
39.9F4030N	FARETTO DA ESTERNO IP65 A LED Serie GH1, 30W, 110°, 4000K, LM2700, RA>70, CHIP EPISTAR, 215*180*70MM	74,00	10	OK
39.9F4050C	FARETTO DA ESTERNO IP65 A LED Serie GH1, 50W, 110°, 3000K, LM4300, RA>70, CHIP EPISTAR, 270*226*83MM	110,00	5	OK
39.9F4050F	FARETTO DA ESTERNO IP65 A LED Serie GH1, 50W, 110°, 6500K, LM4400, RA>70, CHIP EPISTAR, 270*226*83MM	110,00	5	OK
39.9F4050N	FARETTO DA ESTERNO IP65 A LED Serie GH1, 50W, 110°, 4000K, LM4500, RA>70, CHIP EPISTAR, 270*226*83MM	110,00	5	OK
39.9F4070C	FARETTO DA ESTERNO IP65 A LED Serie GH1, 70W, 110°, 3000K, LM6000, RA>70, CHIP EPISTAR,335*286*100mn	175,00	3	OK
39.9F4070F	FARETTO DA ESTERNO IP65 A LED Serie GH1, 70W, 110°, 6500K, LM6200, RA>70, CHIP EPISTAR,335*286*100mn	175,00	3	OK
39.9F4070N	FARETTO DA ESTERNO IP65 A LED Serie GH1, 70W, 110°, 4000K, LM6300, RA>70, CHIP EPISTAR,335*286*100mn	175,00	3	OK
39.9F4100C	FARETTO DA ESTERNO IP65 A LED Serie GH1,100W,110°, 3000K, LM8500, RA>70, CHIP EPISTAR, 335*286*100MI	250,00	3	OK
39.9F4100F	FARETTO DA ESTERNO IP65 A LED Serie GH1,100W,110°, 6500K, LM8750, RA>70, CHIP EPISTAR, 335*286*100MI	250,00	3	OK
39.9F4100N	FARETTO DA ESTERNO IP65 A LED Serie GH1,100W,110°, 4000K, LM9000, RA>70, CHIP EPISTAR, 335*286*100MI	250,00	3	OK
39.9F4200C	FARETTO DA ESTERNO IP65 A LED Serie GH1,200W,110°,3000K,18000LM,RA>70,CHIP EPISTAR,380*340*118MM	550,00	1	OK
39.9F4200F	FARETTO DA ESTERNO IP65 A LED Serie GH1,200W,110°,6500K,18500LM,RA>70,CHIP EPISTAR,380*340*118MM	550,00	1	OK
39.9F4200N	FARETTO DA ESTERNO IP65 A LED Serie GH1,200W,110°,4000K,19000LM,RA>70,CHIP EPISTAR,380*340*118MM	550,00	1	OK



Codice	Descrizione	LST	Imb	Disp. P.Arrivo
FARETTI DA ESTERNO IP65 Serie 3 - 70lm/Watt				
39.9F2110F	FARETTO DA ESTERNO IP65 A LED S3, 10W, 120°, 6500K, LM700, RA>70, CHIP EPISTAR, L110XW87XT90mm	21,00	20	OK
39.9F2110N	FARETTO DA ESTERNO IP65 A LED S3, 10W, 120°, 4000K, LM650, RA>70, CHIP EPISTAR, L110XW87XT90mm	21,00	20	OK
39.9F2120N	FARETTO DA ESTERNO IP65 A LED S3, 20W, 120°, 4000K, LM1300, RA>70, CHIP EPISTAR, L180XW140XT100mm	45,00	12	OK
39.9F2130N	FARETTO DA ESTERNO IP65 A LED S3, 30W, 120°, 4000K, LM1950, RA>70, CHIP EPISTAR, L225XW185XT110mm	55,00	8	OK
39.9F2150C	FARETTO DA ESTERNO IP65 A LED S3, 50W, 120°, 3000K, LM3000, RA>70, CHIP EPISTAR, L285XW235XT135mm	95,00	4	OK
39.9F2150F	FARETTO DA ESTERNO IP65 A LED S3, 50W, 120°, 6500K, LM3500, RA>70, CHIP EPISTAR, L285XW235XT135mm	95,00	4	OK
39.9F2150N	FARETTO DA ESTERNO IP65 A LED S3, 50W, 120°, 4000K, LM3250, RA>70, CHIP EPISTAR, L285XW235XT135mm	95,00	4	OK
FARETTI LED COB DA ESTERNO IP65 con SENSORE				
39.9F0111F	FARETTO CON SENSORE DA ESTERNO IP65 A LED 10W, 120°, 6500K, LM700, RA>75, L11XW9XT9cm	41,50	16	OK
39.9F0131F	FARETTO CON SENSORE DA ESTERNO IP65 A LED 30W, 120°, 6500K, LM2100, RA>75, L225XW185XT120mm	90,00	8	16
39.9F0151F	FARETTO CON SENSORE DA ESTERNO IP65 A LED 50W, 120°, 6500K, LM4000, RA>75, L285XW235XT135mm	139,00	6	OK
FARETTI LED SMD DA ESTERNO IP65 con SENSORE				
39.9F0112F	FARETTO CON SENSORE DA ESTERNO IP65 A LED SMD 10W, 110°, 6500K, LM880, RA>70, 174x155x98MM	44,00	20	OK
39.9F0132F	FARETTO CON SENSORE DA ESTERNO IP65 A LED SMD 30W, 110°, 6500K, LM2650, RA>70, 248x227x130MM	97,50	5	OK
FARETTI DA ESTERNO IP65 Serie BHP 12/24V				
39.9F3022F	FARETTO DA ESTERNO IP65 A LED SERIE BHP 12/24V, 20W, 120°, 6500K, LM1900, RA>70, BRIDGELUX, L201*W166*H	83,00	16	OK



Codice	Descrizione	LST	Imb	Disp. P.Arrivo	
PUNTO LUCE SEGNA PASSO, IP65, LUCE A 90°					
39.9PL0135C	PUNTO LUCE SEGNA PASSO, IP65, 12Vdc 0,4W, LUCE A 90°, 3000K, D.35mm x H35mm, IN ZINCO, CON CAVO 1M	15,50	80	OK	
39.9PL0136C	PUNTO LUCE SEGNA PASSO, IP65, 12Vdc 1,0W, LUCE A 90°, 3000K, D.35mm x H35mm, IN ZINCO, CON CAVO 1M	18,90	100	OK	
39.9PL0136F	PUNTO LUCE SEGNA PASSO, IP65, 12Vdc 1,0W, LUCE A 90°, 6500K, D.35mm x H35mm, IN ZINCO, CON CAVO 1M	18,90	100	OK	
PUNTO LUCE SEGNA PASSO, IP67, LUCE DIRETTA - Diametro 30mm					
39.9PL0230C	PUNTO LUCE SEGNA PASSO, IP67, 12Vdc 0,6W, LUCE DIRETTA, 3000K, D.30mm x H26mm, PC S.STEEL, CAVO 0	9,70	160	OK	
PUNTO LUCE SEGNA PASSO, IP67, LUCE DIRETTA - Diametro 42mm					
39.9PL0340C	PUNTO LUCE SEGNA PASSO, IP67, 12Vdc 1,5W, LUCE DIRETTA, 3000K, D.42mm x H58mm, Alluminio, CAVO 1M	30,00	100	OK	
39.9PL0340F	PUNTO LUCE SEGNA PASSO, IP67, 12Vdc 1,5W, LUCE DIRETTA, 6500K, D.42mm x H58mm, Alluminio, CAVO 1M	30,00	100	OK	
Accessori per 39.9PL0135-PL0136-PL0230-PL0340					
39.9PL0200EC	CAVO CON CONNETTORE IP65 DA 0,5m PER 39.9PL0135/0136/0230/0340	1,50	500	OK	
39.9PL0200EC1	CAVO PROLUNGA CON CONNETTORI IP65 DA 1m PER 39.9PL0135/0136/0230/0340	2,40	250	OK	
39.9PL0200EC2	CAVO PROLUNGA CON CONNETTORI IP65 DA 2m PER 39.9PL0135/0136/0230/0340	3,60	150	OK	
39.9PL0200EC3	CAVO PROLUNGA CON CONNETTORI IP65 DA 3m PER 39.9PL0135/0136/0230/0340	4,90	100	OK	
39.9PL0200T	CONNETTORE DI GIUNZIONE A "T" PER 39.9PL0135/0136/0230/0340	1,90	500	OK	

Codice	Descrizione	LST	Imb	Disp. P.Arrivo
PUNTO LUCE PER MENSOLE, Incasso e Plafone, Colore Bianco (Driver incluso)				
39.9PL1120C	PUNTO LUCE PER MENSOLE, Incasso e Plafone, 3W, 100°, 3000K, 220LM, Bianco (Driver incluso)	35,00	50	OK



FARETTI SPOT DA INCASSO				
39.9TS011109F	FARETTO LED SPOT DA INCASSO 7W, 45°, 6500K, LM800, CHIP Epistar, 108x65mm (foro D.95mm)	29,00	50	25
39.9TS0211212F	FARETTO LED SPOT DA INCASSO 12W, 90°, 6500K, LM1080, CHIP BRIDGELUX, 138x68mm (foro D.115mm)	39,00	20	OK
39.9TS0211212N	FARETTO LED SPOT DA INCASSO 12W, 90°, 4000K, LM1080, CHIP BRIDGELUX, 138x68mm (foro D.115mm)	39,00	20	OK



FARETTO LED SPOT DA INCASSO 24W, 40°, 4000K, LM1900, RA>80, 138x63mm (foro D.126mm)				
39.9TS0611225N	FARETTO LED SPOT DA INCASSO 24W, 40°, 4000K, LM1900, RA>80, 138x63mm (foro D.126mm)	62,00	60	OK



PROIETTORE SPOT DA INCASSO ESTRAIBILE Foro 180mm				
39.9TP040354C	PROIETTORE ESTRAIBILE DA INCASSO, 35W, LED EPISTAR, 50°, 3000K, LM1980, RA>80, F.180mm, D.189x146mr	179,00	18	OK
39.9TP040354N	PROIETTORE ESTRAIBILE DA INCASSO, 35W, LED EPISTAR, 50°, 4000K, LM2480, RA>80, F.180mm, D.189x146mr	179,00	18	OK



Codice	Descrizione	LST	Imb	Disp.	P.Arrivo
PROIETTORE SPOT DA INCASSO ORIENTABILE Foro 155mm					
39.9TP050253C	PROIETTORE ORIENTABILE DA INCASSO 6", 25W,LED EPISTAR, 35°,3000K, LM2040,RA>80,F.155mm,D.172x125.!	139,00	10	OK	
39.9TP050253N	PROIETTORE ORIENTABILE DA INCASSO 6", 25W,LED EPISTAR, 35°,4000K, LM2050,RA>80,F.155mm,D.172x125.!	139,00	12	OK	
PROIETTORE SPOT DA INCASSO ORIENTABILE Foro 200mm					
39.9TP050359C	PROIETTORE ORIENTABILE DA INCASSO 8", 35W, LED EPISTAR, 90° 3000K,LM4200,RA>80,F.200mm,D.224x122.!	169,00	12	OK	
39.9TP050359N	PROIETTORE ORIENTABILE DA INCASSO 8", 35W, LED EPISTAR, 90°,4000K,LM4360,RA>80,F.200mm,D.224x122.!	169,00	12	OK	
FARETTI WIDE FLOOD DA INCASSO Ultra SLIM - Rotondo					
39.9TSS0306C	FARETTO LED FLOOD INCASSO ULTRA SLIM 7W,110°,3000K,LM380,CHIP SANAN, 120x22mm(foro D.110mm)	18,90	60	OK	
39.9TSS0306N	FARETTO LED FLOOD INCASSO ULTRA SLIM 7W,110°,4000K,LM420,CHIP SANAN, 120x22mm(foro D.110mm)	18,90	60	22	21/10/15
39.9TSS0308N	FARETTO LED FLOOD INCASSO ULTRA SLIM 9W,110°,4000K,LM640,CHIP SANAN, 145x22mm(foro D.135mm)	22,90	45	OK	
39.9TSS0312N	FARETTO LED FLOOD INCASSO ULTRA SLIM 12W,110°,4000K,LM1050,CHIP SANAN, 180x22mm(foro D.170mm)	28,90	30	OK	
39.9TSS0316N	FARETTO LED FLOOD INCASSO ULTRA SLIM 16W,110°,4000K,LM1280,CHIP SANAN, 200x22mm(foro D.190mm)	37,90	20	OK	
39.9TSS0418N	FARETTO LED EL FLOOD INCASSO ULTRA SLIM 18W, 110°, 4000K, LM1400, 225x22mm (foro D.205mm)	30,00	20	OK	
39.9TSS0320C	FARETTO LED FLOOD INCASSO ULTRA SLIM 20W,110°,3000K,LM1500,CHIP SANAN, 230x22mm(foro D.210mm)	55,30	20	OK	
39.9TSS0320N	FARETTO LED FLOOD INCASSO ULTRA SLIM 20W,110°,4000K,LM1600,CHIP SANAN, 230x22mm(foro D.210mm)	55,30	20	OK	
FARETTO LED W.FLOOD INCASSO ULTRA SLIM 6W,110°,3000K,LM420, 120x120mm(foro 105x105mm)					
39.9TSS0506C	FARETTO LED W.FLOOD INCASSO ULTRA SLIM 6W,110°,3000K,LM360, 120x120mm(foro 105x105mm)	16,00	20	OK	
39.9TSS0506N	FARETTO LED W.FLOOD INCASSO ULTRA SLIM 6W,110°,4000K,LM390, 120x120mm(foro 105x105mm)	16,00	20	OK	
39.9TSS0509N	FARETTO LED W.FLOOD INCASSO ULTRA SLIM 9W,110°,4000K,LM640, 150x150mm(foro 135x135mm)	20,00	20	OK	
39.9TSS0512N	FARETTO LED W.FLOOD INCASSO ULTRA SLIM 12W,110°,4000K,LM880, 170x170mm(foro 150x150mm)	24,00	20	OK	
39.9TSS0515N	FARETTO LED W.FLOOD INCASSO ULTRA SLIM 15W,110°,4000K,LM980, 190x190mm(foro 180x180mm)	28,00	20	OK	
39.9TSS0518C	FARETTO LED W.FLOOD INCASSO ULTRA SLIM 18W,110°,3000K,LM1300, 225x225mm(foro 205x205mm)	30,00	20	OK	
39.9TSS0518N	FARETTO LED W.FLOOD INCASSO ULTRA SLIM 18W,110°,4000K,LM1440, 225x225mm(foro 205x205mm)	30,00	20	OK	



Codice	Descrizione	LST	Imb	Disp. P.Arrivo
39.9TSS0120N	FARETTO LED FLOOD INCASSO ULTRA SLIM 20W,110°,4000K,LM1700,CHIP SANAN, 225x23mm(foro Q.205x205m	55,30	20	OK
39.9TSS0524N	FARETTO LED W.FLOOD INCASSO ULTRA SLIM 24W,110°,4000K,LM1800, 300x300mm(foro 290x290mm)	56,00	20	OK

FARETTI WIDE FLOOD DA INCASSO

39.9TS042615N	FARETTO LED W.FLOOD SLIM DA INCASSO 15W,110°,4000K LM1150, CHIP Everlight, Dia.150mm (foro D.139mm)	36,00	20	OK
39.9TS042620N	FARETTO LED W.FLOOD SLIM DA INCASSO 20W,110°,4000K,LM1700, CHIP Everlight, Dia.200mm (foro D.170mm)	36,00	10	OK
39.9TS042020N	FARETTO LED W.FLOOD SLIM DA INCASSO 20W, 120°, 4000K,LM1400,CHIP Lumenmax,200x60mm(foro D.170mm)	36,00	10	9
39.9TS042630C	FARETTO LED W.FLOOD SLIM DA INCASSO 30W,110°,3000K,LM2150, CHIP Everlight, Dia.230mm (foro D.210mm)	51,00	10	OK
39.9TS042630N	FARETTO LED W.FLOOD SLIM DA INCASSO 30W,110°,4000K,LM2350, CHIP Everlight, Dia.230mm (foro D.210mm)	51,00	10	OK



FARETTI FLOOD DA INCASSO - LED COB

39.9TS051920N	FARETTO LED FLOOD DA INCASSO 20W, 120°, 4000K, LM1600, COB GENESIS, 190x63mm (foro D.170mm)	49,00	10	14
39.9TS052335C	FARETTO LED FLOOD DA INCASSO 35W, 90°, 3000K, LM2900, RA>80, COB GENESIS, 225x63mm (foro D.205mm)	68,00	10	OK
39.9TS052335N	FARETTO LED FLOOD DA INCASSO 35W, 90°, 4000K, LM3100, RA>80, COB GENESIS, 225x63mm (foro D.205mm)	68,00	10	OK



FARETTI FLOOD DA INCASSO (120°) - LED COB

39.9TS052331C	FARETTO LED FLOOD DA INCASSO 30W, 120°, 3000K, LM1500, COB , 240x70mm (foro D.210mm)	49,00	10	26
---------------	--	-------	----	----







FARETTI FLOOD QUADRATI DA INCASSO (120°) - LED COB





39.9TS072230N	FARETTO LED FLOOD INCASSO 30W, 120°, 4000K, LM2250, COB EPISTAR, 220x220x67mm (foro quadrato 190x190)	83,00	12	OK
---------------	---	-------	----	----







Codice	Descrizione	LST	Imb	Disp. P.Arrivo
FARETTI FLOOD DA INCASSO - LED SMD				
39.9TS092330C	FARETTO LED FLOOD INCASSO 32W,120°,3000K,LM2600,CHIP SAN'AN, 230x87mm (foro 205mm)	79,00	10	OK
39.9TS092330N	FARETTO LED FLOOD INCASSO 32W,120°,4000K,LM2800,CHIP SAN'AN, 230x87mm (foro 205mm)	79,00	10	OK
FARETTI WIDE FLOOD QUADRATI (120°)				
39.9TS081820N	FARETTO LED WIDE FLOOD INCASSO 20W,120°,4000K,LM1430,CHIP Lumenmax,180x180mm(foro 160x160mm)	69,00	20	OK
39.9TS082230N	FARETTO LED WIDE FLOOD INCASSO 30W,120°,4000K,LM2150,CHIP Lumenmax,220x220mm(foro 195x195mm)	83,00	16	OK
FARETTI WIDE FLOOD DA INCASSO (120°)				
39.9TS0624040N	FARETTO LED WIDE FLOOD DA INCASSO 40W,120°,4000K,LM2300, RA>70,CHIP BRIDGELUX,240x106mm(foro D.	83,00	12	OK
FARETTI WIDE FLOOD DA INCASSO E PLAFONE				
39.9TS043250N	FARETTO LED W.FLOOD INCASSO E PLAFONE 25W, 120°, 4000K, LM1550, CHIP Lumenmax, 250x40mm(foro D.20	61,00	10	OK







Codice	Descrizione	LST	Imb	Disp.	P.Arrivo	
						Candela Votiva E14
39.9E0141C	LAMPADA VOTIVA LED CANDELA, E14, 0.5W, 1LED, 360°, 2700K, 10-24V, LM18, in box	2,10	1.000	OK		
						BA9s LED
39.9BA9S	LAMPADA LED BA9S BIANCA, 21°, 8300K, 12V, 2.5LM, 20mA, 29x12mm	0,79	50	OK		
						E10 LED
39.9E10G	LAMPADA LED E10 GIALLO, 20°, 1500K, 12V, 7200mcd/0.9 Lumen, 29x11mm	2,90	200	OK		
39.9E10V	LAMPADA LED E10 VERDE, 20°, 7400K, 12V, 20500mcd/1.6 Lumen, 29x11mm	2,90	1	18		
39.9E210	LAMPADA LED E10 BIANCA, 21°, 8300K, 12V, 2.5LM,20mA, 29x12mm	0,69	50	OK		
						Candela E10 (Prezzo per blister da 4pz)
39.9E0100C	LAMPADA LED CANDELA, E10, 1LED THD, 0.2W,360°,2700K,10-45V,LM 2.5, 14*45mm,Prezzo per BLISTER da 4PZ	4,00	50	OK		

Codice	Descrizione	LST	Imb	Disp.	P.Arrivo	
Candela Fiamma E10 (Prezzo per blister da 4pz)						
39.9E0101C	LAMPADA LED CANDELA FIAMMA, E10, 0.2W,1LED THD,360°,2700K,10-45V,LM2.5, 14*50mm,Prezzo x BLIST da 4F	4,00	50	OK		
Accessori						
39.PS6115SN	Supporto rotondo per PAR16 ed MR16,colore acciaio satinato,ghiera fissa, D.77mm,F.60mm	3,50	100	OK		
Accessori						
39.PS6115WH	Supporto rotondo per PAR16 ed MR16, colore bianco, ghiera fissa, Diametro 77mm, Foro 60mm	3,00	100	OK		
Accessori						
39.PS6116SN	Supporto quadrato per lampade led MR16 e PAR16,colore acciaio satinato,ghiera fissa, 78x78mm, F.63mm	4,50	100	OK		

Codice	Descrizione	LST	Imb	Disp.	P.Arrivo	
Accessori						
39.PS6116WH	Supporto quadrato per lampade led MR16 e PAR16,colore bianco,ghiera fissa, 78x78mm, F. 63mm	3,70	100	OK		
Accessori						
39.PS6125SN	Supporto rotondo per PAR16 ed MR16,colore acciaio satin,ghiera orientab., Diam 81mm,Foro 73mm	5,70	100	OK		
Accessori						
39.PS6125WH	Supporto rotondo per PAR16 ed MR16, colore bianco,ghiera orientabile, Diam. 81mm,Foro 73mm	4,80	100	OK		
Accessori						
39.PS6126SN	Supporto quadrato per lampade led MR16 e PAR16,colore acciaio satin,ghiera orientab.,81x81mm, F.74mm	6,60	100	OK		

Codice	Descrizione	LST	Imb	Disp.	P.Arrivo	
Accessori						
39.PS6126WH	Supporto quadrato per lampade led MR16 e PAR16,colore bianco, ghiera orientab.,81x81mm, F. 74mm	5,20	100	OK		
Accessori						
39.PS6201WH	Supporto rotondo per lampade led MR16 e PAR16, colore bianco, D.86mm, F.75mm	9,50	80	OK		
Accessori						
39.PS6202WH	Supporto quadrato per lampade led MR16 e PAR16, colore bianco, 85x85mm, F.75mm	9,50	80	OK		
Accessori						
39.PS6301SN	Supporto rotondo IP65 per lampade led MR16 e PAR16, acciaio satinato, D.83mm, F.75mm	10,00	80	OK		

Codice	Descrizione	LST	Imb	Disp.	P.Arrivo	
Accessori						
39.PS6301WH	Supporto rotondo IP65 per lampade led MR16 e PAR16, colore bianco, D.83mm, F.75mm	10,00	80	OK		
Accessori						
39.PS6302SN	Supporto quadrato IP65 per lampade led MR16 e PAR16, acciaio satinato, 83x83mm, F.75mm	11,00	80	OK		
Accessori						
39.PS6302WH	Supporto quadrato IP65 per lampade led MR16 e PAR16, colore bianco, 83x83mm, F.75mm	11,00	80	OK		
Accessori						
39.RP0120	RILEVATORE DI MOVIMENTO 6mt DA SOFFITTO, 360°, 220V, 1200W max, IP20	14,00	50	OK		

Codice	Descrizione	LST	Imb	Disp.	P.Arrivo	
Accessori						
39.RP0150	RILEVATORE DI MOVIMENTO 12mt DA PARETE, 180°, 220V, 1200W max, IP44	16,00	50	OK		
Accessori						
39.RL0200	INTERRUTTORE CREPUSCOLARE, 10A, REGOLAZIONE 5-50 LUX, 220V, 2200W max, IP44	10,00	100	OK		
Accessori						
41.T010512	TRASFORMATORE ELETTRONICO PER LAMPADE 12Vac, Watt 20-105W, PF 0.98, DIMENSIONI: 8,45x3,56x2,68 cm	8,50	50	OK		
Accessori						
41.ASC01503I	TRASFORMATORE ELETTRONICO Corrente Costante 15W 350mA, (20~42V) INPUT 220Vac, 123x45x19	8,90	200	OK		
41.ASD0071225	TRASFORMATORE ELETTRONICO Corrente Costante 7W, 300mA, 12-25V, PFC 0.9	8,50	50	OK		
41.ASD0181832	TRASFORMATORE ELETTRONICO Corrente Costante 18W, 400mA, 18-32V, PFC 0.9	15,50	100	OK		
41.ASD0241843	TRASFORMATORE ELETTRONICO Corrente Costante 24W 600mA 18-43V PFC 0.95	19,90	100	8		
41.ASD0302436	TRASFORMATORE ELETTRONICO Corrente Costante 30W 800mA 24-36V PFC 0.95	19,90	100	OK		
41.ASD0402436	TRASFORMATORE ELETTRONICO Corrente Costante 40W 1200mA 24-36V	29,90	40	OK		
41.ASD0412436	TRASFORMATORE ELETTRONICO Corrente Costante 41W 1400mA 24-36V	29,90	40	44		